

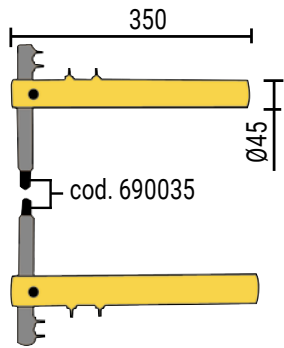


# SPOT WELDING ACCESSORIES

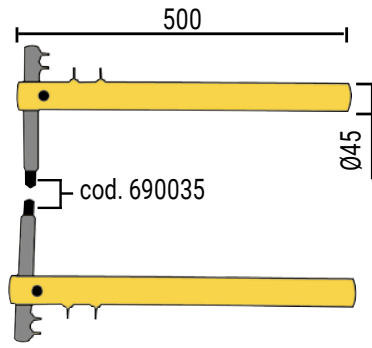


## PTE LCD - PCP LCD

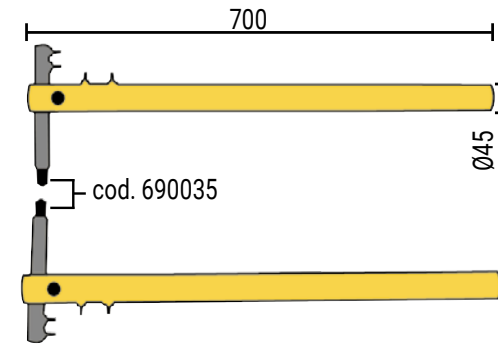
### ARMS



**XP1** cod. 803100

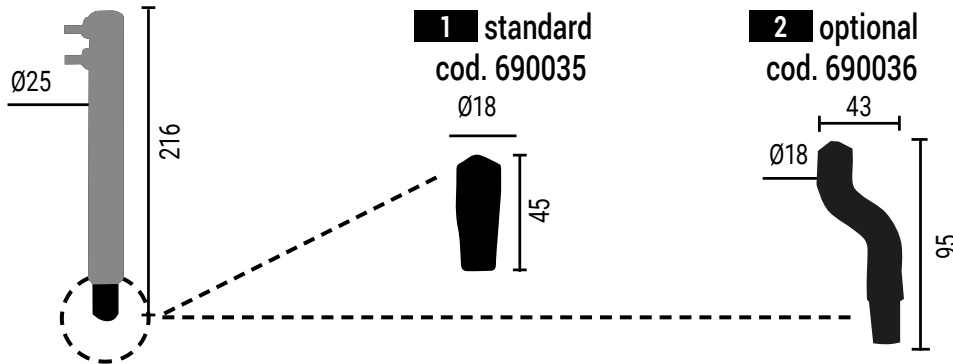


**XP2** cod. 803101



**XP3** cod. 803102

### ELECTRODE HOLDER & ELECTRODES



L=216 mm (standard)  
cod. 443020

		ELECTRODES	
		690035 standard	690036 optional
A R M S	XP1 (STD L=350mm)	<b>1</b>	<b>2</b>
	XP2 (L=500mm)	<b>1</b>	<b>2</b>
	XP3 (L=500mm)	<b>1</b>	<b>2</b>

JOIN THE INNOVATION